

### CENTURY II and AMERICAN PORTABLE AUGER

#### SPECIFICATIONS

##### 6" MODEL: - 2000 BPH (54 TPH)

TUBE:	6" (15.2 cm) O.D. x 16 Ga. (1.52 mm) Wall (galvanized only)
FLIGHTING:	5" (12.7 cm) O.D. x 1-1/4" (32 mm) I.D. x 11 Ga. (3 mm) Thick
INTAKE FLIGHT:	4 3/4" (12.1 cm) O.D. x 1-1/4" (32 mm) I.D. x 11 Ga. (3 mm), 1/4" (6 mm) Thick Double
FLIGHT SHAFT:	1-1/4" (32 mm) O.D. Tubing x 12 Ga. (2.66 mm) Wall
DRIVE SHAFT:	1" (25 mm) Solid Shaft
TRACK:	1-1/4" (32 mm) x 1-1/4" (32 mm) x 1/8" (3 mm) Angle Iron
UNDERCARRIAGE:	High Strength Tubing

##### 8" MODEL: - 3200 BPH (86 TPH)

TUBE:	8" (20.3 cm) O.D. x 14 Ga. (1.9 mm) Wall (painted or galvanized)
FLIGHTING:	7" (17.8 cm) O.D. x 1.90" (48 mm) I.D. x 7 Ga. (4.5 mm) Thick
INTAKE FLIGHT:	7" (17.8 cm) O.D. x 1.90" (48 mm) I.D. x 7 Ga. (4.5 mm) Double
FLIGHT SHAFT:	1.90" (48 mm) O.D. Tubing x 11 Ga. (3 mm) Wall
DRIVE SHAFT:	1" (25 mm) Solid Shaft
TRACK:	1-1/2" (38 mm) x 1-1/2" (38 mm) x 3/16" (5 mm) Angle Iron
UNDERCARRIAGE:	High Strength Tubing

##### 10" MODEL: - 4500 BPH (122 TPH)

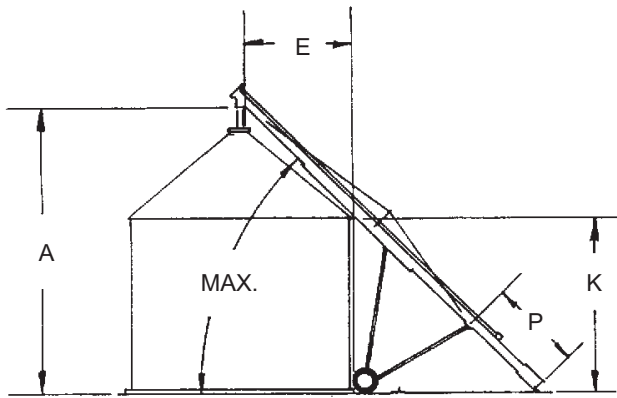
TUBE:	10" (25.4 cm) O.D. x 14 Ga. (1.9 mm) Wall (painted or galvanized)
FLIGHTING:	9" (22.9 cm) O.D. x 1.90" (48 mm) I.D. x 7 Ga. (4.5 mm) Thick
INTAKE FLIGHT:	9" (22.9 cm) O.D. x 1.90" (48 mm) I.D. x 7 Ga. (4.5 mm) Double
FLIGHT SHAFT:	1.90" (48 mm) O.D. Tubing x 11 Ga. (3 mm) Wall & 2-3/8" (60 mm) O.D. for Internal Bearing
DRIVE SHAFT:	1" (25 mm) Solid Shaft
TRACK:	1-1/2" (38 mm) x 1-1/2" (38 mm) x 3/16" (5 mm) Angle
UNDERCARRIAGE:	High Strength Tubing

##### 13" MODEL: - 7500 BPH (203 TPH)

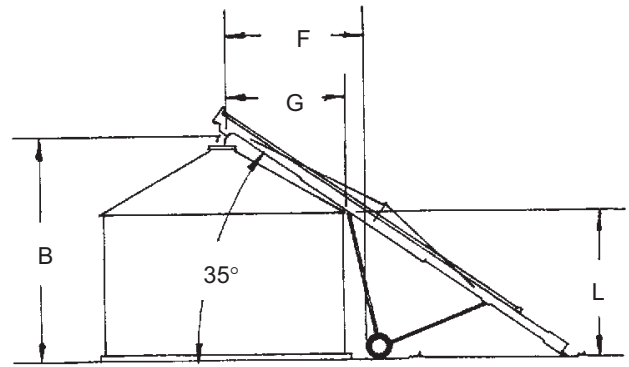
TUBE:	13" (33 cm) O.D. x 12 Ga. (2.66 mm) (galvanized)
FLIGHTING:	1/4" Ga. (6 mm) - Double Flight on Inlet End
FLIGHT SHAFT:	2-7/8" (73 mm) O.D. High Strength Tube
DRIVE SHAFT	1.25" (32 mm) Solid Steel Shaft on 36' & 65' Models; 1.50" (38.4 mm) Solid Steel shaft on 72' & 82' models
HEAD DRIVE:	Double Gearbox
UNDERCARRIAGE:	High Strength Tubing

### CENTURY II and AMERICAN PORTABLE AUGERS

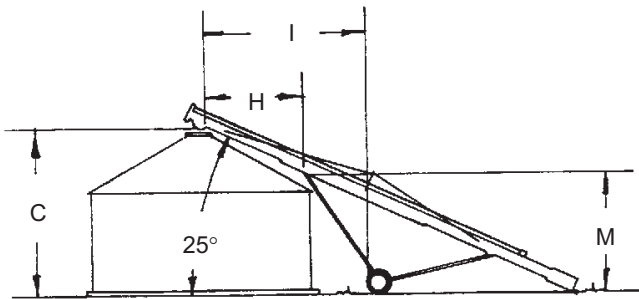
#### OPERATING HEIGHTS AND GENERAL DIMENSIONS



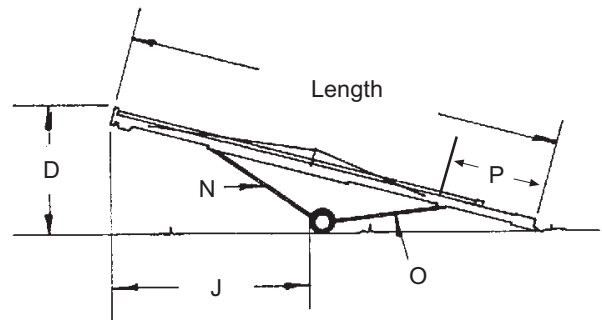
Auger Raised to Maximum Position



Auger Raised to 35°



Auger Raised to 25°



Auger in Transport Position

See chart on following page for dimensions.

### CENTURY II and AMERICAN PORTABLE AUGERS OPERATING HEIGHTS AND GENERAL DIMENSIONS

	A	B	C	D	E	F	G	H
Auger Diameter and Length	Discharge Height at Maximum	Discharge Height at 35°	Discharge Height at 25°	Overall Height During Transport*	Closest Point to Bin at Maximum	Closest Point to Bin at 35° (ground level)	Closest Point to Bin at 35° (eave level)	Closest Point to Bin at 25° (eave level)
6" x 31'	21'-8" (6.60 m)	17'-8" (5.28 m)	13'-1" (3.99 m)	9'-4" (2.84 m)	8'-3" (2.51 m)	9'-11" (3.02 m)	10'-1" (3.07 m)	7'-9" (2.36 m)
6" x 41'	29'-2" (8.89 m)	23'-4" (7.11 m)	17'-3" (5.26 m)	10'-10" (3.30 m)	11'-10" (3.61 m)	13'-7" (4.14 m)	13'-4" (4.06 m)	10'-3" (3.12 m)
6" x 51'	34'-8" (10.57 m)	29'-2" (8.89 m)	21'-6" (6.55 m)	13'-1" (3.99 m)	15'-1" (4.60 m)	17'-4" (5.28 m)	17'-4" (5.28 m)	13'-5" (4.09 m)
6" x 61'	43'-5" (13.23 m)	34'-10" (10.62 m)	25'-9" (7.77 m)	13'-6" (4.11 m)	17'-11" (5.46 m)	21'-9" (6.63 m)	19'-11" (6.07 m)	15'-7" (4.75 m)
8" x 33'	22'-6" (6.86 m)	18'-4" (5.59 m)	13'-5" (4.09 m)	11'-9" (3.58 m)	9'-8" (2.95 m)	12'-2" (3.71 m)	10'-8" (3.25 m)	8'-8" (2.64 m)
8" x 41'	26'-0" (7.92 m)	23'-0" (7.01 m)	16'-10" (5.13 m)	12'-0" (3.66 m)	13'-9" (4.19 m)	15'-0" (4.57 m)	16'-9" (5.11 m)	13'-5" (4.09 m)
8" x 47'	32'-0" (9.75 m)	26'-5" (8.05 m)	19'-5" (5.92 m)	13'-2" (4.01 m)	15'-5" (4.70 m)	15'-10" (4.83 m)	17'-4" (5.28 m)	13'-3" (4.04 m)
8" x 53'	34'-0" (10.36 m)	29'-10" (9.09 m)	21'-10" (6.65 m)	13'-5" (4.09 m)	17'-9" (5.41 m)	17'-11" (5.46 m)	20'-3" (6.17 m)	15'-6" (4.72 m)
8" x 57'	36'-6" (11.13 m)	32'-1" (9.78 m)	23'-6" (7.16 m)	13'-5" (4.09 m)	18'-6" (5.64 m)	17'-7" (5.36 m)	19'-0" (5.79 m)	15'-1" (4.60 m)
8" x 59'	40'-0" (12.19 m)	33'-4" (10.16 m)	24'-4" (7.42 m)	13'-6" (4.11 m)	18'-0" (5.49 m)	19'-9" (6.02 m)	18'-5" (5.61 m)	13'-5" (4.09 m)
8" x 62'	41'-0" (12.50 m)	35'-0" (10.67 m)	25'-8" (7.82 m)	13'-3" (4.04 m)	18'-9" (5.72 m)	20'-11" (6.38 m)	21'-0" (6.40 m)	16'-0" (4.88 m)
8" x 65'	43'-0" (13.11 m)	36'-10" (11.23 m)	26'-11" (8.20 m)	14'-6" (4.42 m)	20'-0" (6.10 m)	22'-7" (6.88 m)	23'-6" (7.16 m)	17'-9" (5.41 m)
8" x 71'	49'-0" (14.94 m)	40'-2" (12.24 m)	29'-5" (8.97 m)	17'-9" (5.41 m)	21'-9" (6.63 m)	24'-1" (7.59 m)	24'-2" (7.37 m)	18'-2" (5.54 m)

	I	J	K	L	M	N	O	P	
Auger Diameter and Length	Closest Point to Bin at 25° (ground level)	Closest Point to Bin at Transport Position	Free Clearance Above Wheels at Maximum	Free Clearance Above Wheels at 35°	Free Clearance Above Wheels at 25°	Length of Upper Under-carriage Arm	Length of Lower Under-carriage Arm	Distance From Intake to Under-carriage Mount	Tread Width Center of Tire
6" x 31'	11'-2" (3.40 m)	12'-9" (3.89 m)	13'-4" (4.06 m)	10'-8" (3.25 m)	9'-3" (2.82 m)	9'-7" (2.92 m)	8'-0" (2.44 m)	9'-0" (2.74 m)	6'-5 1/2" (1.97 m)
6" x 41'	15'-6" (4.72 m)	17'-8" (5.38 m)	17'-5" (5.31 m)	13'-10" (4.22 m)	12'-4" (3.76 m)	12'-11" (3.94 m)	11'-0" (3.35 m)	10'-11" (3.33 m)	6'-5 1/2" (1.97 m)
6" x 51'	19'-8" (5.99 m)	21'-8" (6.60 m)	20'-5" (6.22 m)	16'-9" (5.11 m)	15'-1" (4.60 m)	16'-0" (4.88 m)	14'-0" (4.27 m)	13'-3" (4.04 m)	7'-5 1/2" (2.27 m)
6" x 61'	24'-6" (7.47 m)	26'-10" (8.18 m)	30'-6" (9.30 m)	20'-8" (6.30 m)	18'-3" (5.56 m)	20'-0" (6.10 m)	16'-0" (4.88 m)	17'-0" (5.18 m)	7'-5 1/2" (2.27 m)
8" x 33'	8'-11" (2.72 m)	12'-6" (3.81 m)	13'-3" (4.04 m)	11'-5" (3.48 m)	10'-0" (3.05 m)	10'-0" (3.05 m)	8'-6" (2.59 m)	10'-10" (3.30 m)	5'-10 1/2" (1.79 m)
8" x 41'	16'-9" (5.11 m)	17'-8" (5.38 m)	15'-0" (4.57 m)	13'-2" (4.01 m)	11'-2" (3.40 m)	11'-0" (3.35 m)	10'-0" (3.05 m)	11'-6" (3.51 m)	6'-5 1/2" (1.97 m)
8" x 47'	18'-0" (5.49 m)	19'-2" (5.84 m)	18'-5" (5.61 m)	16'-0" (4.88 m)	13'-9" (4.19 m)	14'-0" (4.27 m)	12'-9" (3.89 m)	13'-1" (3.99 m)	6'-5 1/2" (1.97 m)
8" x 53'	20'-0" (6.10 m)	21'-6" (6.55 m)	18'-7" (5.66 m)	17'-11" (5.46 m)	15'-1" (4.60 m)	15'-3" (4.65 m)	14'-2" (4.32 m)	15'-3" (4.65 m)	7'-5 1/2" (2.27 m)
8" x 57'	22'-0" (6.71 m)	24'-0" (7.32 m)	21'-2" (6.45 m)	19'-0" (5.79 m)	17'-0" (5.18 m)	18'-0" (5.49 m)	15'-6" (4.72 m)	15'-6" (4.72 m)	8'-2" (2.49 m)
8" x 59'	21'-10" (6.65 m)	23'-8" (7.21 m)	23'-11" (7.29 m)	20'-10" (6.35 m)	18'-6" (5.64 m)	20'-0" (6.10 m)	16'-0" (4.88 m)	15'-7" (4.75 m)	8'-1/4" (2.44 m)
8" x 62'	21'-0" (6.40 m)	26'-6" (8.08 m)	25'-0" (7.62 m)	21'-0" (6.40 m)	18'-10" (5.74 m)	20'-0" (6.10 m)	17'-2" (5.23 m)	16'-9" (5.11 m)	8'-8" (2.64 m)
8" x 65'	25'-0" (7.62 m)	27'-0" (8.23 m)	24'-10" (7.57 m)	21'-7" (6.58 m)	19'-2" (5.84 m)	20'-0" (6.10 m)	17'-2" (5.23 m)	19'-0" (5.79 m)	8'-8" (2.64 m)
8" x 71'	27'-3" (8.31 m)	28'-6" (8.99 m)	28'-11" (8.81 m)	24'-0" (7.32 m)	21'-8" (6.60 m)	23'-0" (7.01 m)	18'-9" (5.72 m)	20'-11" (6.38 m)	8'-8" (2.64 m)

\*Transport height will be slightly lower when attached to drawbar of towing vehicle.

### CENTURY II and AMERICAN PORTABLE AUGERS

#### OPERATING HEIGHTS AND GENERAL DIMENSIONS

	A	B	C	D	E	F	G	H
Auger Diameter and Length	Discharge Height at Maximum	Discharge Height at 35°	Discharge Height at 25°	Overall Height During Transport*	Closest Point to Bin at Maximum	Closest Point to Bin at 35° (ground level)	Closest Point to Bin at 35° (eave level)	Closest Point to Bin at 25° (eave level)
10" x 31'	19'-6" (5.94 m)	17'-4" (5.28 m)	12'-8" (3.86 m)	11'-0" (3.35 m)	11'-11" (3.63 m)	11'-0" (3.35 m)	11'-5" (3.48 m)	8'-9" (2.67 m)
10" x 35'	21'-6" (6.55 m)	19'-6" (5.94 m)	14'-5" (4.39 m)	12'-6" (3.81 m)	10'-6" (3.20 m)	11'-3" (3.43 m)	11'-3" (3.43 m)	9'-0" (2.74 m)
10" x 41'	26'-0" (7.92 m)	23'-0" (7.01 m)	16'-10" (5.13 m)	12'-10" (3.91 m)	14'-0" (4.27 m)	14'-11" (4.55 m)	16'-8" (5.08 m)	13'-4" (4.06 m)
10" x 51'	34'-0" (10.36 m)	28'-9" (8.76 m)	21'-1" (6.43 m)	14'-4" (4.37 m)	15'-3" (4.65 m)	16'-9" (5.11 m)	19'-0" (5.79 m)	13'-2" (4.01 m)
10" x 57'	37'-0" (11.28 m)	32'-2" (9.80 m)	23'-6" (7.16 m)	14'-2" (4.32 m)	19'-9" (6.02 m)	20'-7" (6.27 m)	21'-2" (6.45 m)	16'-5" (5.00 m)
10" x 61'	41'-6" (12.65 m)	34'-6" (10.52 m)	25'-2" (7.67 m)	15'-0" (4.57 m)	18'-0" (5.49 m)	20'-4" (6.20 m)	20'-3" (6.17 m)	15'-3" (4.65 m)
10" x 65'	43'-0" (13.11 m)	36'-10" (11.23 m)	26'-11" (8.20 m)	15'-2" (4.62 m)	21'-3" (6.48 m)	22'-9" (6.93 m)	22'-2" (6.86 m)	17'-11" (5.46 m)
10" x 71'	49'-0" (14.94 m)	40'-3" (12.27 m)	29'-6" (8.99 m)	17'-9" (5.41 m)	22'-0" (6.71 m)	25'-0" (7.62 m)	24'-5" (7.44 m)	18'-3" (5.56 m)
13" x 36'	23'-6" (7.16 m)	19'-6" (5.94 m)	14'-5" (4.39 m)	10'-6" (3.20 m)	9'-2" (2.79 m)	11'-0" (3.35 m)	11'-0" (3.35 m)	9'-1" (2.77 m)
13" x 65'	43'-0" (13.11 m)	36'-4" (11.07)	26'-9" (8.15 m)	14'-11" (4.55 m)	17'-8" (5.38 m)	21'-2" (6.45 m)	21'-2" (6.45 m)	17'-5" (5.31 m)
13" x 72'	47'-6" (14.48 m)	40'-6" (12.34 m)	29'-10" (9.09 m)	14'-8" (4.47 m)	21'-2" (6.45 m)	24'-2" (7.37 m)	24'-2" (7.37 m)	21'-9" (6.63 m)
13" x 82'	51'-0" (15.54 m)	46'-0" (14.02 m)	33'-9" (10.29 m)	15'-0" (4.57 m)	25'-9" (7.85 m)	27'-2" (8.28 m)	27'-2" (8.28 m)	24'-6" (7.47 m)

	I	J	K	L	M	N	O	P	
Auger Diameter and Length	Closest Point to Bin at 25° (ground level)	Closest Point to Bin at Transport Position	Free Clearance Above Wheels at Maximum	Free Clearance Above Wheels at 35°	Free Clearance Above Wheels at 25°	Length of Upper Under-carriage Arm	Length of Lower Under-carriage Arm	Distance from Intake to Under-carriage Mount	Tread Width Center of Tire
10" x 31'	11'-2" (3.40 m)	11'-5" (3.48 m)	10'-11" (3.33 m)	10'-3" (3.12 m)	9'-2" (2.79 m)	9'-0" (2.74 m)	7'-0" (2.13 m)	10'-11" (3.33 m)	6'-7" (2.01 m)
10" x 35'	12'-10" (3.91 m)	15'-9" (4.80 m)	12'-10" (3.91 m)	11'-5" (3.48 m)	10'-1" (3.07 m)	9'-10" (3.0 m)	8'-5" (2.57 m)	9'-6" (2.9 m)	7'-3" (2.21 m)
10" x 41'	16'-9" (5.11 m)	17'-7" (5.36 m)	15'-0" (4.57 m)	13'-3" (4.04 m)	11'-2" (3.40 m)	11'-0" (3.35 m)	10'-0" (3.05 m)	11'-8" (3.56 m)	7'-3" (2.21 m)
10" x 51'	17'-8" (5.38 m)	20'-6" (6.25 m)	20'-6" (6.25 m)	17'-7" (5.36 m)	15'-5" (4.70 m)	16'-0" (4.88 m)	14'-2" (4.32 m)	14'-2" (4.32 m)	8'-2" (2.49 m)
10" x 57'	22'-3" (6.78 m)	23'-10" (7.26 m)	20'-3" (6.17 m)	18'-5" (5.61 m)	16'-6" (5.03 m)	17'-0" (5.18 m)	14'-2" (4.32 m)	17'-2" (5.23 m)	8'-8" (2.64 m)
10" x 61'	23'-3" (7.09 m)	25'-6" (7.77 m)	25'-4" (7.72 m)	21'-0" (6.40 m)	18'-9" (5.72 m)	20'-0" (6.10 m)	17'-0" (5.18 m)	16'-6" (5.03 m)	8'-8" (2.64 m)
10" x 65'	24'-10" (7.57 m)	26'-8" (8.13 m)	24'-0" (7.32 m)	21'-6" (6.55 m)	19'-2" (5.84 m)	20'-0" (6.10 m)	17'-0" (5.18 m)	19'-2" (5.84 m)	8'-8" (2.64 m)
10" x 71'	27'-3" (8.31 m)	29'-3" (8.92 m)	28'-7" (8.71 m)	23'-10" (7.26 m)	21'-7" (6.58 m)	23'-0" (7.01 m)	18'-9" (5.72 m)	21'-2" (6.45 m)	11'-10 1/2" (3.62 m)
13" x 36'			13'-0" (3.96 m)	11'-5" (3.48 m)			8'-11" (2.72 m)	9'-6" (2.90 m)	8'-2" (2.49 m)
13" x 65'			24'-0" (7.32 m)	21'-10" (6.65 m)			17'-7" (5.36 m)	15'-9" (4.80 m)	13'-0" (3.96 m)
13" x 72'			27'-2" (8.28 m)	23'-4" (7.11 m)			18'-5" (5.61 m)	20'-7" (6.27 m)	13'-0" (3.96 m)
13" x 82'			29'-7" (9.02 m)	26'-9" (8.15 m)			22'-0" (6.71 m)	22'-9" (6.93 m)	9'-8" (2.95 m)

\*Transport height will be slightly lower when attached to drawbar of towing vehicle.

### CENTURY II and AMERICAN AUGER POWER REQUIREMENTS

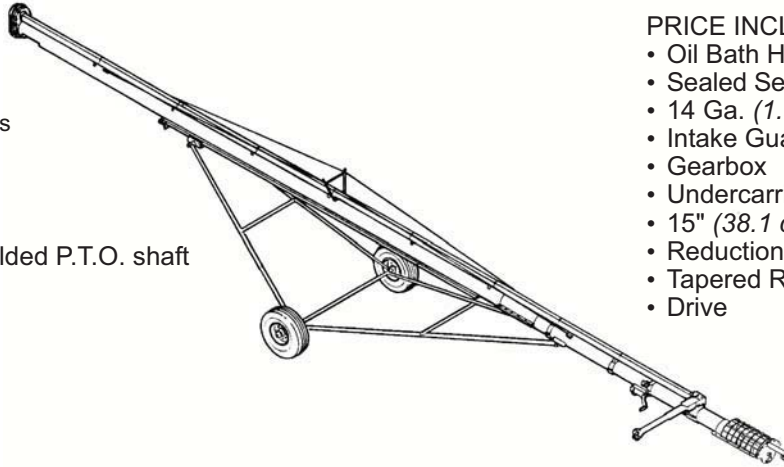
MODEL	BPH (tph) (Max.)	FLIGHT R.P.M. (# of Belts)			POWER REQUIREMENTS			ENGINE PULLEY  (Outside Diameter)	MOTOR PULLEY
		Gas	Elec.	P.T.O.	Gas HP (kw)	Elec* HP (kw)	P.T.O.		
6" x 31'	2000 BPH (54 tph)	740 (2)	650 (1)	685	8 HP (6 kw)	5 HP (4 kw)	P.T.O.	3.5" O.D. (89 mm)	3.5" O.D. (89 mm)
6" x 41'	2000 BPH (54 tph)	740 (2)	650 (2)	685	10 HP (8 kw)	5 HP (4 kw)	P.T.O.	3.5" O.D. (89 mm)	3.5" O.D. (89 mm)
6" x 51'	2000 BPH (54 tph)	740 (2)	650 (2)	685	12 HP (9 kw)	7 1/2 HP (5.5 kw)	P.T.O.	3.5" O.D. (89 mm)	3.5" O.D. (89 mm)
6" x 61'	2000 BPH (54 tph)	—	650 (2)	685	—	7 1/2-10 HP (5.5-7.5 kw)	P.T.O.	—	3.5" O.D. (89 mm)
8" x 33'	3200 BPH (86 tph)	583 (2)	525 (2)	540	9 HP (7 kw)	5 HP (4 kw)	P.T.O.	3.5" O.D. (89 mm)	4.5" O.D. (114 mm)
8" x 41'	3200 BPH (86 tph)	583 (2)	525 (2)	540	12 HP (9 kw)	5-7 1/2 HP (4-5.5 kw)	P.T.O.	3.5" O.D. (89 mm)	4.5" O.D. (114 mm)
8" x 47'	3200 BPH (86 tph)	583 (2)	525 (2)	540	12 HP (9 kw)	7 1/2 HP (5.5 kw)	P.T.O.	3.5" O.D. (89 mm)	4.5" O.D. (114 mm)
8" x 53'	3200 BPH (86 tph)	—	525 (2)	540	—	7 1/2-10 HP (5.5-7.5 kw)	P.T.O.	—	4.5" O.D. (114 mm)
8" x 57'	3200 BPH (86 tph)	—	525 (3)	540	—	7 1/2-10 HP (5.5-7.5 kw)	P.T.O.	—	4.5" O.D. (114 mm)
8" x 59'	3200 BPH (86 tph)	—	525 (3)	540	—	10-15 HP (7.5-11 kw)	P.T.O.	—	4.5" O.D. (114 mm)
8" x 62'	3200 BPH (86 tph)	—	525 (3)	540	—	10-15 HP (7.5-11 kw)	P.T.O.	—	4.5" O.D. (114 mm)
8" x 65'	3200 BPH (86 tph)	—	525 (3)	540	—	10-15 HP (7.5-11 kw)	P.T.O.	—	4.5" O.D. (114 mm)
8" x 71'	3200 BPH (86 tph)	—	525 (3)	540	—	15-20 HP (11-15 kw)	P.T.O.	—	4.5" O.D. (114 mm)
10" x 31'	4500 BPH (122 tph)	467 (2)	467 (3)	540	18 HP (14 kw)	7 1/2-10 HP (5.5-7.5 kw)	P.T.O.	3.5" O.D. (89 mm)	4.0" O.D. (102 mm)
10" x 35'	4500 BPH (122 tph)	—	467 (3)	540	—	10-15 HP (7.5-11 kw)	P.T.O.	—	4.0" O.D. (102 mm)
10" x 41'	4500 BPH (122 tph)	467 (2)	467 (3)	540	18 HP (14 kw)	10-15 HP (7.5-11 kw)	P.T.O.	—	4.0" O.D. (102 mm)
10" x 51'	4500 BPH (122 tph)	—	467 (3)	540	—	15-20 HP (11-15 kw)	P.T.O.	—	4.0" O.D. (102 mm)
10" x 57'	4500 BPH (122 tph)	—	443 (4)	540	—	15-20 HP (11-15 kw)	P.T.O.	—	4.0" O.D. (102 mm)
10" x 61'	4500 BPH (122 tph)	—	443 (4)	540	—	15-20 HP (11-15 kw)	P.T.O.	—	4.0" O.D. (102 mm)
10" x 65'	4500 BPH (122 tph)	—	443 (4)	540	—	20-25 HP (15-18.5 kw)	P.T.O.	—	4.0" O.D. (102 mm)
10" x 71'	4500 BPH (122 tph)	—	443 (4)	540	—	20-25 HP (15-18.5 kw)	P.T.O.	—	4.0" O.D. (102 mm)
13" x 36'	7500 BPH (203 tph)	—	547 (4)	540	—	20-25 HP (15-18.5 kw)	P.T.O.	—	4.2" O.D. (107 mm)
13" x 65'	7500 BPH (203 tph)	—	521 (5)	540	—	30-40 HP (22-30 kw)	P.T.O.	—	5.4" O.D. (137 mm)
13" x 72'	7500 BPH (203 tph)	—	512 (4)	540	—	40-50 HP (30-37 kw)	P.T.O.	—	7.4" O.D. (188 mm)
13" x 82'	7500 BPH (203 tph)	—	512 (4)	540	—	50-60 HP (37-45 kw)	P.T.O.	—	7.4" O.D. (188 mm)

NOTE: For 6" augers equipped with intermediate flight bearings, Hutchinson/Mayrath recommends an operating speed not to exceed 500 R.P.M.

\*Use a motor size at the lower end of the range for dry, shelled corn or wheat. For higher moisture grain (up to 25%), use the upper end of the horsepower range. For grain exceeding 25% moisture, the next size larger motor above the range listed may be used as a maximum.

For units with optional Reduction Drive, use a motor size at the lower end of the range or a size below the recommended range, depending on the capacity required.

### 8" GALVANIZED CENTURY II AUGER (C.E.)



Spouts -  
see auger accessories

**P.T.O. DRIVE:**

- Includes fully shielded P.T.O. shaft

**PRICE INCLUDES:**

- Oil Bath Head Drive
- Sealed Self-Aligning Drive Shaft Bearings
- 14 Ga. (1.9 mm) **Galvanized Housing**
- Intake Guard with Hitch (Inline Style)
- Gearbox
- Undercarriage
- 15" (38.1 cm) Rims (Less Tires)
- Reduction Winch
- Tapered Roller Wheel Bearings
- Drive

To order Hutchinson augers, add "H", i.e. MCEH833701P; Mayrath use existing Catalog No.

CATALOG NO.	DIAMETER	LENGTH	WT.	LIST PRICE
<b>AUGER COMPLETE WITH POWER TAKE OFF (P.T.O.) DRIVE- LESS CORN SCREENS</b>				
MCE833701P	8" (20.3 cm)	33' (10.06 m)	869 lbs. (394 kg)	\$ 4,176.00
MCE841701P	8" (20.3 cm)	41' (12.5 m)	1093 lbs. (496 kg)	5,037.00
MCE847701P	8" (20.3 cm)	47' (14.33 m)	1189 lbs. (539 kg)	5,715.00
MCE853701P	8" (20.3 cm)	53' (16.15 m)	1386 lbs. (629 kg)	5,997.00
MCE857701P	8" (20.3 cm)	57' (17.37 m)	1506 lbs. (683 kg)	6,532.00
MCE859701P	8" (20.3 cm)	59' (17.98 m)	1578 lbs. (716 kg)	6,771.00
MCE862701P	8" (20.3 cm)	62' (18.9 m)	1660 lbs. (753 kg)	7,473.00
MCE865701P	8" (20.3 cm)	65' (19.81 m)	1944 lbs. (882 kg)	7,530.00
MCE871701P	8" (20.3 cm)	71' (21.64 m)	2114 lbs. (959 kg)	8,812.00

Corn Screens are no longer available installed on 8" models. To order 8" Screen Kits for field installation, use part number 1001099. List price can be found in the Parts Price Book. However, Hutchinson/Mayrath strongly discourages customers from installing screens on 8" models, due to the increased chance for tube distortion during installation.

### OPTIONAL EQUIPMENT

**Winch Options:**

110 Volt Electric Winch - Add "3" to Catalog No., i.e. MCE859701P3. Add \$2,000.00 to List Price.

Hydraulic Winch - Add "4" to Catalog No., i.e. MCE859701P4. Add \$1,600.00 to List Price.

**Flight with Intermediate Flight Bearings**

Add "5" to Catalog No., i.e. MCE859701P5. Add \$13.00/ft. to List Price.

**Flight Choices**

1/4" (6 mm) Thick Flighting - Add "7" to Catalog No., i.e. MCE859701P7. Add \$6.00/ft. to List Price.

**TIRES** - Add "8" to Catalog No, i.e. MCE859701P8. Add \$355.00 to List Price.

Drive Change Over Kits - See page 11.

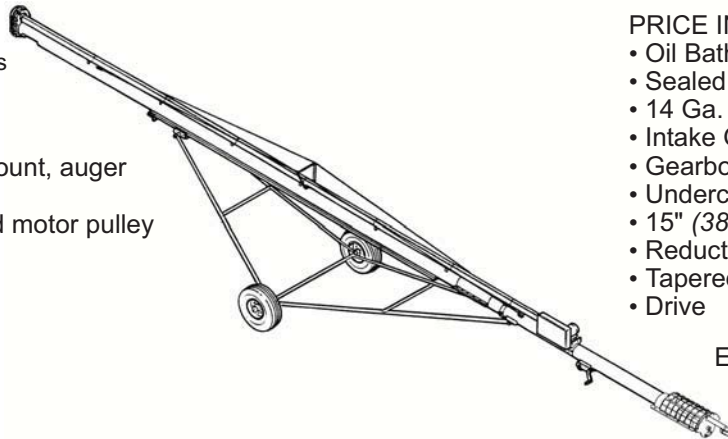
Use consecutive numbers when ordering several options, i.e. MCE859701P458 would be a PTO Drive Auger equipped with hydraulic winch, intermediate flight bearings and tires mounted on rims.

### 8" GALVANIZED CENTURY II AUGER (C.E.)

Spouts -  
see auger accessories

**ELECTRIC DRIVE:**

- Includes motor mount, auger pulley and belts.
- Electric motor and motor pulley not included



**PRICE INCLUDES:**

- Oil Bath Head Drive
- Sealed Self-Aligning Drive Shaft Bearings
- 14 Ga. (1.9 mm) Galvanized Housing
- Intake Guard with Hitch (Inline Style)
- Gearbox
- Undercarriage
- 15" (38.1 cm) Rims (Less Tires)
- Reduction Winch
- Tapered Roller Wheel Bearings
- Drive

ELECTRIC DRIVE SHOWN

To order Hutchinson augers, add "H", i.e. MCEH833701E; Mayrath use existing Catalog No.

CATALOG NO.	DIAMETER	LENGTH	WT.	LIST PRICE
<b>AUGER COMPLETE WITH ELECTRIC MOTOR DRIVE- LESS CORN SCREENS</b>				
MCE833701E	8" (20.3 cm)	33' (10.06 m)	831 lbs. (377 kg)	\$ 3,918.00
MCE841701E	8" (20.3 cm)	41' (12.5 m)	1093 lbs. (496 kg)	4,758.00
MCE847701E	8" (20.3 cm)	47' (14.33 m)	1162 lbs. (527 kg)	5,456.00
MCE853701E	8" (20.3 cm)	53' (16.15 m)	1347 lbs. (611 kg)	5,896.00
MCE857701E	8" (20.3 cm)	57' (17.37 m)	1472 lbs. (668 kg)	6,435.00
MCE859701E	8" (20.3 cm)	59' (17.98 m)	1532 lbs. (695 kg)	6,468.00
MCE862701E	8" (20.3 cm)	62' (18.9 m)	1617 lbs. (733 kg)	7,155.00
MCE865701E	8" (20.3 cm)	65' (19.81 m)	1909 lbs. (866 kg)	7,252.00
MCE871701E	8" (20.3 cm)	71' (21.64 m)	2114 lbs. (959 kg)	8,487.00

Corn Screens are no longer available installed on 8" models. To order 8" Screen Kits for field installation, use part number 1001099. List price can be found in the Parts Price Book. However, Hutchinson/Mayrath strongly discourages customers from installing screens on 8" models, due to the increased chance for tube distortion during installation.

### OPTIONAL EQUIPMENT

**Winch Options:**

- 110 Volt Electric Winch - Add "3" to Catalog No., i.e. MCE859701E3. Add \$2,000.00 to List Price.
- Hydraulic Winch - Add "4" to Catalog No., i.e. MCE859701E4. Add \$1,600.00 to List Price.

Intermediate Flight Bearings - Add "5" to Catalog No., i.e. MCE859701E5. Add \$13.00/ft. to List Price.

**Flight Choices:**

- 1/4" (6 mm) Thick Flighting - Add "7" to Catalog No., i.e. MCE859701E7. Add \$6.00/ft. to List Price.

TIRES - Add "8" to Catalog No., i.e. MCE859701E8. Add \$355.00 to List Price.

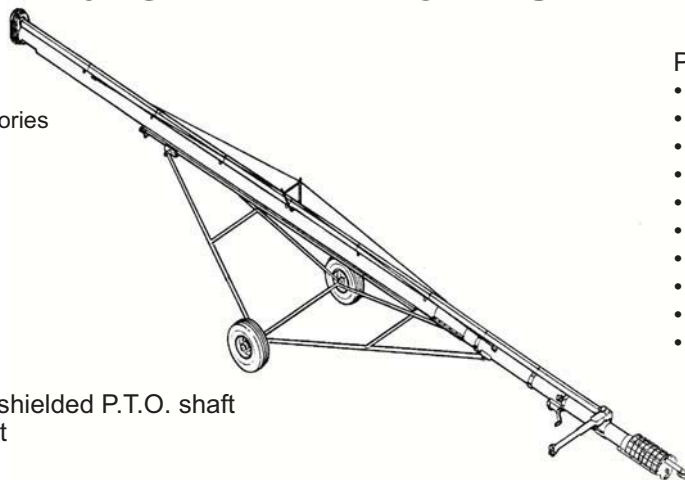
Drive Change Over Kits - See page 11.

2:1 Reduction Chain Drive - Add "R" to Catalog No., i.e. MCE859701ER. Add \$94.00 to List Price. (Electric Only)

Use consecutive numbers when ordering several options, i.e. MCE859701E458 would be an Electric Drive Auger equipped with hydraulic winch, intermediate flight bearings and tires mounted on rims.

### 10" GALVANIZED CENTURY II AUGER (C.E.)

Spouts -  
see auger accessories



P.T.O. DRIVE:

- Includes fully shielded P.T.O. shaft with shear bolt

PRICE INCLUDES:

- Oil Bath Head Drive
- Sealed Self-Aligning Drive Shaft Bearings
- 14 Ga. (1.9 mm) Galvanized Housing
- Intake Guard with Hitch (Inline Style)
- Gearbox
- Undercarriage
- 15" (38.1 cm) Rims (Less Tires)
- Reduction Winch
- Tapered Roller Wheel Bearings
- Drive

To order Hutchinson augers, add "H", i.e. MCEH1031701P; Mayrath use existing Catalog No.

CATALOG NO.	DIAMETER	LENGTH	WT.	LIST PRICE
<b>AUGER COMPLETE WITH POWER TAKE OFF (P.T.O.) DRIVE- LESS CORN SCREENS</b>				
MCE1031701P	10" (25.4 cm)	31' (9.45 m)	1102 lbs. (500 kg)	\$ 5,307.00
MCE1041701P	10" (25.4 cm)	41' (12.5 m)	1505 lbs. (683 kg)	6,509.00
MCE1051701P	10" (25.4 cm)	51' (15.54 m)	1930 lbs. (875 kg)	7,437.00
MCE1057701P	10" (25.4 cm)	57' (17.37 m)	2270 lbs. (1030 kg)	8,376.00
MCE1061701P	10" (25.4 cm)	61' (18.59 m)	2498 lbs. (1133 kg)	9,028.00
MCE1065701P	10" (25.4 cm)	65' (19.81 m)	2780 lbs. (1261 kg)	9,924.00
MCE1071701P	10" (25.4 cm)	71' (21.64 m)	3196 lbs. (1450 kg)	10,774.00

Corn Screens are no longer available installed in the auger. To order 10" Screen Kits for field installation, use part number 1001100. List price can be found in the Parts Price Book.

### OPTIONAL EQUIPMENT

#### Winch Options

110 Volt Electric Winch - Add "3" to Catalog No., i.e. MCE1061701P3. Add \$2,000.00 to List Price.

Hydraulic Winch - Add "4" to Catalog No., i.e. MCE1061701P4. Add \$1,600.00 to List Price.

#### \* Intermediate Flight Bearings

Add "5" to Catalog No., i.e. MCE1061701P5. Add \$17.00 to List Price.

\* 1/4" (6 mm) Thick Flighting - Add "7" to Catalog No., i.e. MCE1061701P7. Add \$6.00/ft. to List Price.

TIRES - Add "8" to Catalog No., i.e. MCE1061701P8. Add \$355.00 to List Price.

12 Ga. (2.66 mm) Housing -

Add "9" to Catalog No., i.e. MCE1061701P9. Add \$10.50/ft. to List Price.

Drive Change Over Kits - See page 11.

Use consecutive numbers when ordering several options. i.e. MCE1061701P458 would be a PTO Drive Auger equipped with hydraulic winch, intermediate flight bearings and tires mounted on rims.

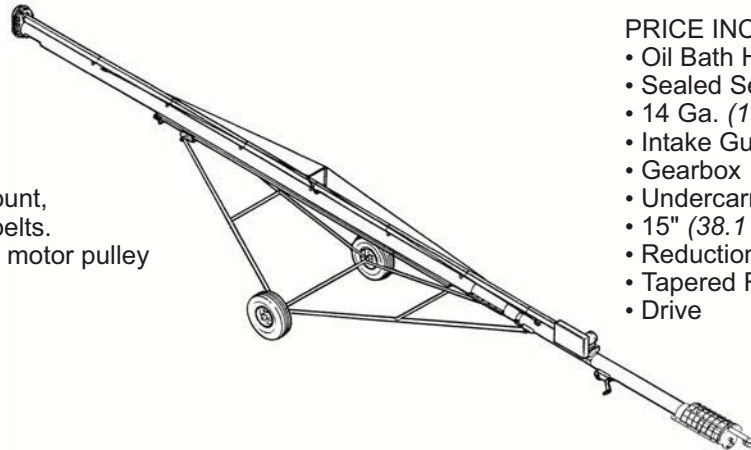
\* Flight will be mounted on 2 3/8" O.D. Flight Shaft.

### 10" GALVANIZED CENTURY II AUGER (C.E.)

Spouts -  
see auger accessories

**ELECTRIC DRIVE:**

- Includes motor mount, auger pulley and belts.
- Electric motor and motor pulley not included.



**PRICE INCLUDES:**

- Oil Bath Head Drive
- Sealed Self-Aligning Drive Shaft Bearings
- 14 Ga. (1.9 mm) Galvanized Housing
- Intake Guard with Hitch (Inline Style)
- Gearbox
- Undercarriage
- 15" (38.1 cm) Rims (Less Tires)
- Reduction Winch
- Tapered Roller Wheel Bearings
- Drive

ELECTRIC DRIVE SHOWN

To order Hutchinson augers, add "H", i.e. MCEH1031701E; Mayrath use existing Catalog No.

CATALOG NO.	DIAMETER	LENGTH	WT.	LIST PRICE
<b>AUGER COMPLETE WITH ELECTRIC MOTOR DRIVE- LESS CORN SCREENS</b>				
MCE1031701E	10" (25.4 cm)	31' (9.45 m)	1071 lbs. (486 kg)	\$ 5,036.00
MCE1041701E	10" (25.4 cm)	41' (12.5 m)	1489 lbs. (675 kg)	6,262.00
MCE1051701E	10" (25.4 cm)	51' (15.54 m)	1905 lbs. (864 kg)	7,166.00
MCE1057701E	10" (25.4 cm)	57' (17.37 m)	2260 lbs. (1025 kg)	8,343.00
MCE1061701E	10" (25.4 cm)	61' (18.59 m)	2493 lbs. (1131 kg)	8,989.00
MCE1065701E	10" (25.4 cm)	65' (19.81 m)	2775 lbs. (1259 kg)	9,711.00
MCE1071701E	10" (25.4 cm)	71' (21.64 m)	3184 lbs. (1444 kg)	10,757.00

Corn Screens are no longer available installed in the auger. To order 10" Screen Kits for field installation, use part number 1001100. List price can be found in the Parts Price Book.

### OPTIONAL EQUIPMENT

**Winch Options**

- 110 Volt Electric Winch - Add "3" to Catalog No., i.e. MCE1061701E3. Add \$2,000.00 to List Price.
- Hydraulic Winch - Add "4" to Catalog No., i.e. MCE1061701E4. Add \$1,600.00 to List Price.

**\* Intermediate Flight Bearings**

Add "5" to Catalog No., i.e. MCE1061701E5. Add \$17.00/ft. to List Price.

\* 1/4" (6 mm) Thick Flighting - Add "7" to Catalog No., i.e. MCE1061701E7. Add \$6.00/ft. to List Price.

**TIRES** - Add "8" to Catalog No., i.e. MCE1061701E8. Add \$355.00 to List Price.

**12 Ga. (2.66 mm) Housing -**

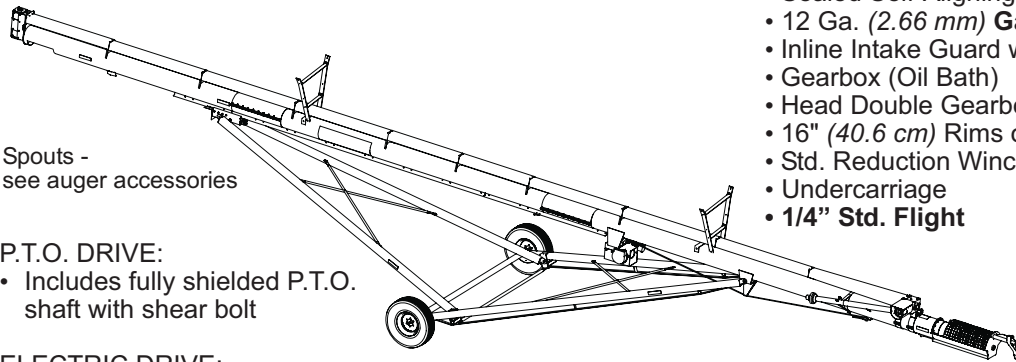
Add "9" to Catalog No., i.e. MCE1061701E9. Add \$10.50/ft. to List Price.

**Drive Change Over Kits** - See page 11.

**2:1 Reduction Chain Drive (Electric Only)** - Add "R" to Catalog No., i.e. MCE1061701ER. Add \$94.00 to List Price.

Use consecutive numbers when ordering several options. i.e. MCE1061701E458 would be an Electric Drive Auger equipped with hydraulic winch, intermediate flight bearings and tires mounted on rims.

### 13" GALVANIZED CENTURY II AUGER (C.E.)



Spouts - see auger accessories

**P.T.O. DRIVE:**

- Includes fully shielded P.T.O. shaft with shear bolt

**ELECTRIC DRIVE:**

- Includes motor mount, auger pulley, and belt
- Motor and motor pulley not included.

**PRICE INCLUDES:**

- Sealed Self-Aligning Drive Shaft Bearings
- 12 Ga. (2.66 mm) **Galvanized Housing**
- Inline Intake Guard with Hitch
- Gearbox (Oil Bath)
- Head Double Gearbox / Oil Bath
- 16" (40.6 cm) Rims on 65', 72' & 82' (Less Tires)
- Std. Reduction Winch (Hyd. Winch on 65', 72' & 82')
- Undercarriage
- **1/4" Std. Flight**

PTO DRIVE SHOWN

To order Hutchinson augers, add "H", i.e. MCEH1372701E; Mayrath use existing Catalog No.

CATALOG NO.	DIAMETER	LENGTH	WT.	LIST PRICE
<b>AUGER COMPLETE WITH POWER TAKE OFF (P.T.O.) DRIVE</b>				
MCE1336701P	13" (33 cm)	36' (11 m)	2,135 lbs. (968 kg)	\$ 10,287.00
MCE1365701P	13" (33 cm)	65' (19.8 m)	4,467 lbs. (2025 kg)	20,031.00
MCE1372701P	13" (33 cm)	72' (21.95 m)	4,644 lbs. (2105 kg)	23,798.00
MCE1382701P	13" (33 cm)	82' (25 m)	4,873 lbs. (2209 kg)	27,043.00
<b>AUGER COMPLETE WITH ELECTRIC MOTOR DRIVE</b>				
MCE1336701E	13" (33 cm)	36' (11 m)	2,006 lbs. (934 kg)	\$ 10,026.00
MCE1365701E	13" (33 cm)	65' (19.8 m)	4,308 lbs. (1990 kg)	19,730.00
MCE1372701E	13" (33 cm)	72' (21.95 m)	4,565 lbs. (2069 kg)	23,321.00
MCE1382701E	13" (33 cm)	82' (25 m)	4,784 lbs. (2169 kg)	25,170.00

### OPTIONAL EQUIPMENT

**Winch Options (36' Model)**

110 Volt Electric Winch - Add "3" to Catalog No., i.e. MCE1336701P3. Add \$2,000.00 to List Price.

Hydraulic Winch - Add "4" to Catalog No., i.e. MCE1336701P4. Add \$1,600.00 to List Price.

**Winch Options (65' Model)**

110 Volt Electric Winch - Add "3" to Catalog No., i.e. MCE1365701P3. Add \$590.00 to List Price.

**Winch Options (72' & 82' Model)**

220 Volt Electric Winch - Add "3" to Catalog No., i.e. MCE1372701P3. Add \$1,325.00 to List Price.

Intermediate Flight Bearings - Add "5" to Catalog, i.e. MCE1372701P5. Add \$23.00/ft. to List Price.

**Tires Mounted on Rims -**

Add "8" to Catalog No., i.e. MCE1365701P8. For 36' Models, add \$355.00 to List Price.

For 65' Models thru 82' Models, add \$550.00 to List Price.

Drive Change Over Kits - See page 11.

Collapsible Hopper Kit Catalog No. A1038044. Add \$708.00 to List Price.

Use consecutive numbers when ordering several options. i.e. MCE1365701P58 would be a PTO Drive Auger equipped with intermediate flight bearings and tires mounted on rims.

### CENTURY II & AMERICAN DRIVE CHANGE OVER KITS (C.E.)

TD and TD-PLUS Augers are sold complete with drive. The following kits are offered should the need arise to change from one drive type to another. All parts necessary for changeover are included. (Gas Engine Drive changeover kits not available.)

MODEL	CATALOG NO. PTO DR.	WT.	LIST PRICE*	CATALOG NO. ELECTRIC DR.	WT.	LIST PRICE*
6" x 31'	MCE631711P	51 lbs. (23 kg)	\$ 797.00	MCE631711E	43 lbs. (20 kg)	\$385.00
6" x 41'	MCE641711P	59 lbs. (27 kg)	855.00	MCE641711E	50 lbs. (23 kg)	466.00
6" x 51'	MCE651711P	70 lbs. (32 kg)	864.00	MCE651711E	50 lbs. (23 kg)	529.00
6" x 61'	MCE661711P	75 lbs. (34 kg)	795.00	MCE661711E	53 lbs. (24 kg)	392.00
8" x 33'	MCE833711P	80 lbs. (36 kg)	777.00	MCE833711E	42 lbs. (19 kg)	405.00
8" x 41'	MCE841711P	73 lbs. (33 kg)	820.00	MCE841711E	42 lbs. (19 kg)	422.00
8" x 47'	MCE847711P	80 lbs. (36 kg)	755.00	MCE847711E	53 lbs. (24 kg)	463.00
8" x 53'	MCE853711P	78 lbs. (35 kg)	770.00	MCE853711E	39 lbs. (18 kg)	392.00
8" x 57'	MCE857711P	80 lbs. (36 kg)	805.00	MCE857711E	46 lbs. (21 kg)	445.00
8" x 59'	MCE859711P	93 lbs. (42 kg)	855.00	MCE859711E	47 lbs. (21 kg)	454.00
8" x 62'	MCE862711P	87 lbs. (39 kg)	842.00	MCE862711E	44 lbs. (20 kg)	450.00
8" x 65'	MCE865711P	78 lbs. (35 kg)	793.00	MCE865711E	45 lbs. (20 kg)	440.00
8" x 71'	MCE871711P	98 lbs. (44 kg)	858.00	MCE871711E	46 lbs. (21 kg)	450.00
10" x 31'	MCE1031711P	59 lbs. (27 kg)	831.00	MCE1031711E	68 lbs. (31 kg)	446.00
10" x 41'	MCE1041711P	68 lbs. (31 kg)	801.00	MCE1041711E	72 lbs. (33 kg)	462.00
10" x 51'	MCE1051711P	84 lbs. (38 kg)	890.00	MCE1051711E	96 lbs. (44 kg)	526.00
10" x 57'	MCE1057711P	91 lbs. (41 kg)	847.00	MCE1057711E	93 lbs. (42 kg)	599.00
10" x 61'	MCE1061711P	86 lbs. (39 kg)	809.00	MCE1061711E	92 lbs. (42 kg)	590.00
10" x 65'	MCE1065711P	100 lbs. (45 kg)	887.00	MCE1065711E	94 lbs. (43 kg)	597.00
10" x 71'	MCE1071711P	95 lbs. (43 kg)	869.00	MCE1071711E	94 lbs. (43 kg)	597.00
13" x 36'	MCE1336711P	185 lbs. (84 kg)	1,670.00	MCE1336711E	240 lbs. (109 kg)	1,515.00
13" x 65'	MCE1365711P	260 lbs. (118 kg)	1,515.00	MCE1365711E	286 lbs. (130 kg)	1,683.00
13" x 72'	MCE1372711P	290 lbs. (131 kg)	1,441.00	MCE1372711E	240 lbs. (109 kg)	994.00
13" x 82'	MCE1382711P	410 lbs. (106 kg)	1,713.00	MCE1382711E	240 lbs. (109 kg)	1,186.00

